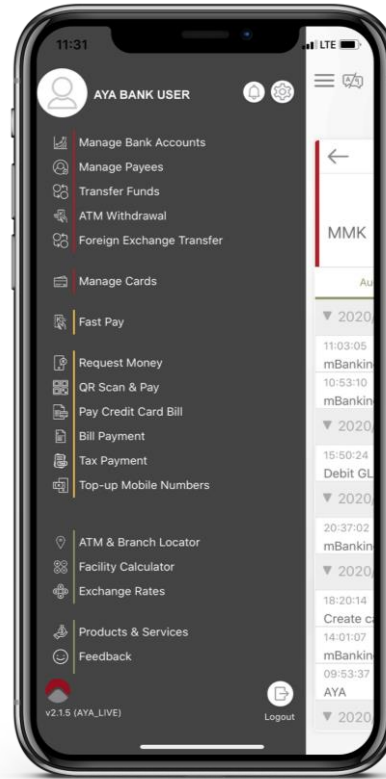


# Receivables Management

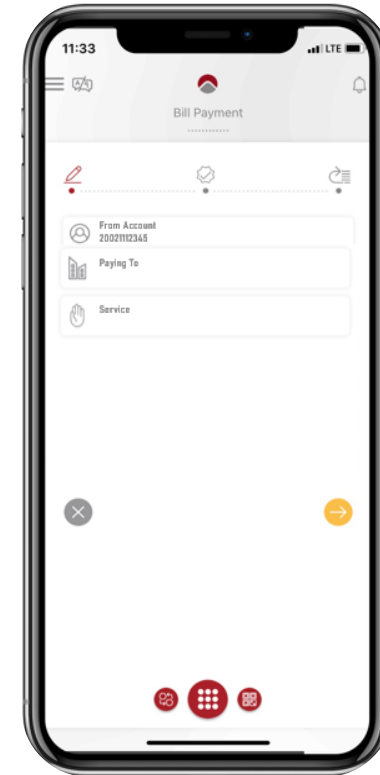
AYA m-banking user journey



1. Fill username and password to login.



2. Select Bill Payment from main menu.



3. Choose or search corporate.

# Receivables Management

m-banking bill payment for account holders of AYA Bank

The image shows a mobile app interface for bill payment. The main screen displays a 'Bill Payment' form with the following fields:

- From Account:** 20001234111
- Paying To:** Ayeyarwaddy Foundation
- Service:** Donation
- Depositor Name:** Maung Maung
- Phone Number:** 095011223344
- NRC:** 12/BAHANA(N)000001

Callouts point to various parts of the interface:

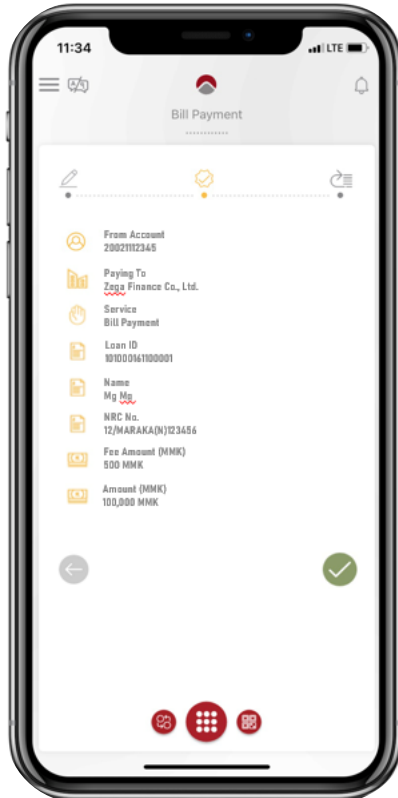
- Choose Account.** Points to the 'From Account' field.
- Select "Corporate Name" in the list.** Points to the 'Paying To' field.
- Can be customized.** Points to the 'Service' field.
- Proceed for payment.** Points to a yellow arrow button at the bottom of the form.

A search dropdown menu is shown to the right of the main screen, titled 'Paying to'. It contains a search input field and a list of suggestions:

- (Star Ticket) Ignite Technology Co., Ltd.
- 1-2-3 Service
- 5BB Broadband
- AA Marketing Co., Ltd.
- AA Medical Products Ltd.
- ABC Store
- Aeon Microfinance Co., Ltd.
- AGB Communication
- Ah Lin Yaung Private School
- AIA Myanmar Life Insurance

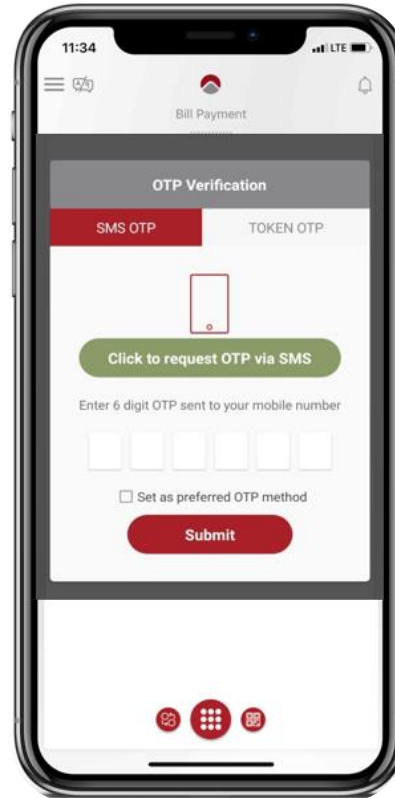
# Receivables Management

m-banking bill payment for account holders of AYA Bank

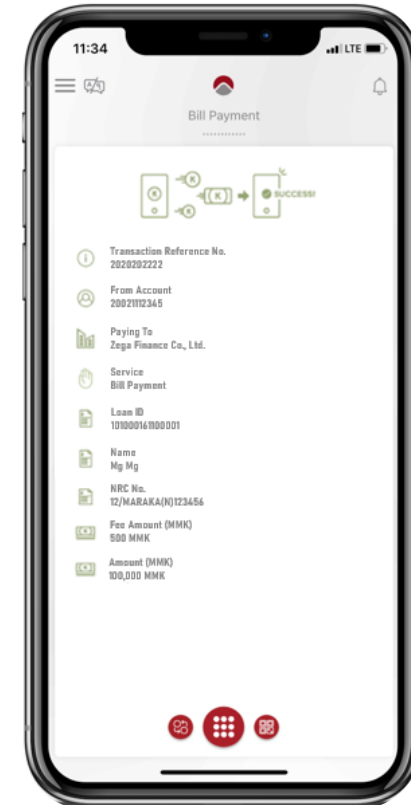


4. Fill required information.

(Fields are shown as sample and it can be changeable)



5. Type OTP code to proceed.



6. Transaction is successfully done.